

# INSTRUCTIONS



# BREECHES BUOY

A Breeches Buoy is used by the Navy in rescue operations from ship to shore or from ship to ship when at sea.

Your G. I. Joe Breeches Buoy has been designed to ride on a clothes line or any other rope of the same thickness or smaller.

1. The Breeches Buoy slips on to the rope so that the two wheels are resting on the rope. See illustration #1.

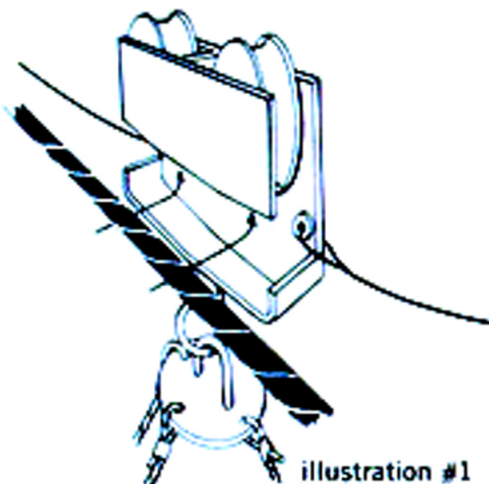


illustration #1

2. Place G. I. Joe into the Breeches Buoy harness so that his legs stick out through the bottom openings. See illustration #2.




illustration #2

3. If the clothes line or rope is tied between 2 trees, or between 2 walls in the house, tie 2 pieces of string to the back of the Breeches Buoy (one on each side). Pull the string and G. I. Joe will ride back and forth in the Breeches Buoy. See illustration #3.

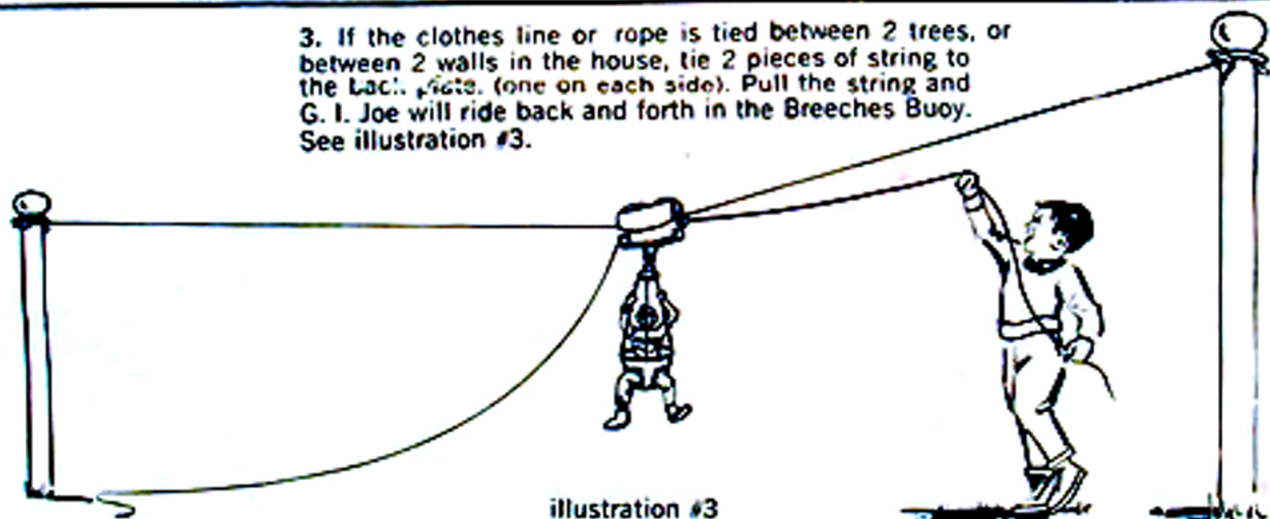


illustration #3



illustration #4

4. If the clothes line or rope is tied to only one tree or wall, or if you and your friend are each holding one end, simply tilt the rope up or down to make the Breeches Buoy move back and forth. See illustration #4.

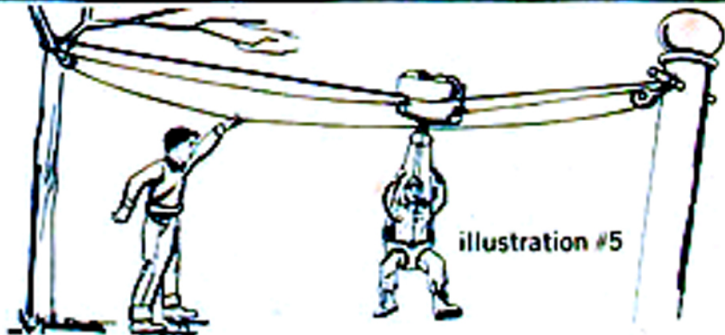


illustration #5

You can make up many of your own hookups to have more fun with your G. I. Joe Breeches Buoy.

If you hookup your own pulley system between 2 trees or walls, (see illustration #5) you can move the Breeches Buoy back and forth across the yard or room by pulling on either string.