



Automatic Switchover Flash

The AF-Z automatically fires the flash whenever it's needed, then quickly recycles in just 1.2 seconds with the DURACELL® lithium battery pack.

Names of Parts



- ① Shutter-release button
- ② Mode selector
- ③ LCD panel
- ④ Autofocus windows
- ⑤ Viewfinder window
- ⑥ Flash
- ⑦ Handgrip
- ⑧ Front cover
- ⑨ Lens
- ⑩ Meter cell
- ⑪ Self-timer LED
- ⑫ Viewfinder eyepiece
- ⑬ Back cover release
- ⑭ Film window
- ⑮ Tripod socket
- ⑯ Manual rewind switch
- ⑰ Battery chamber cover
- ⑱ Strap eyelets

Technical Details

Type: Compact autofocus 35mm camera with full-information LCD panel
Lens: Minolta 35mm f/2.8 lens, 4 elements in 4 groups; angle of view: 63°
Focusing: Active infrared autofocus with cancelable focus hold; range: 0.65m (2.1 ft.) to infinity
Exposure system: Coupled AE range at ISO 100: EV 8.4 (1/40 sec., f/2.8) to EV 18 (1/800 sec., f/18)
Film-speed setting: Automatic with ISO 25 to 1600 DX-coded films; ISO 100 set when using films without DX coding
Viewfinder: Bright-frame type with autofocus zone, normal-framing and close-framing guides; green LED (focus/flash hold, beyond flash range), red LED (flash wait); magnification: 0.6X; power: -1D
Film transport: Automatic threading, advance to first frame, single-frame or continuous winding, rewind, and rewind stop; manual start of auto rewind possible
Flash range:

Film speed (ISO)	25	50	100	200	400	1000	1600
Flash range (m)	0.65-2	0.65-2.8	0.65-4	0.65-5.6	0.65-8	0.65-12.8	1-18

Power: 6V lithium battery pack (Duracell DL223A, National BR-P2N), or four AAA-size alkaline-manganese batteries
Flash recycle times: Lithium battery pack (DL223A): 1.2 sec.; Alkaline-manganese batteries: 1.8 sec.
Battery performance: Lithium battery pack (DL223A): 50 rolls; Alkaline-manganese batteries: 18 rolls. Based on Minolta's standard test method, using 24-exposure film with flash on 50% of exposures
Dimensions: 135x72x40mm (5.5x2.8x1.6 in.)
Weight: 295 g (10.3/8 oz.) without batteries

Specifications subject to change without notice



Minolta Camera Co., Ltd.
 Minolta Camera Handelsgesellschaft m.b.H.
 Minolta France S.A.
 Minolta (UK) Limited
 Minolta Austria Gesellschaft m.b.H.
 Minolta Camera Benelux B.V.

Belgium Branch
 Minolta (Schweiz) AG
 Minolta Svenska AB
 Minolta Corporation
 Head Office
 Los Angeles Branch
 Chicago Branch
 Atlanta Branch
 Minolta Canada Inc.
 Head Office
 Montreal Branch
 Vancouver Branch
 Minolta Hong Kong Limited
 Minolta Singapore (Pte) Ltd.

30, 2-Chome, Azuchi-Machi, Higashi-Ku, Osaka 541, Japan
 Kurt-Fischer-Strasse 50, D-2070 Ahrensburg, West Germany
 357 bis, rue d'Estienne d'Orves, B2700 Colombes, France
 1-3 Tanners Drive, Bishops Cleeve, Milton Keynes, MK14 5BU, England
 Amalienstrasse 59-61, 1131 Wien, Austria
 Zandvoort 39, 3606 OH Maarssenbroek, P.B. 264, 3600 AG Maarssen, The Netherlands
 Steinerweg 115-117, 2200 Antwerpen, Belgium
 Reuchofstrasse 6, 8063 Dietikon-Zürich, Switzerland
 Branneykagatan 64, Box 17074, S-10462 Stockholm 17, Sweden

101 Williams Drive, Ramsey, New Jersey 07446, U.S.A.
 3106 Lomita Boulevard, Torrance, CA 90505, U.S.A.
 3000 Tolview Drive, Rolling Meadows, IL 60008, U.S.A.
 5904 Peachtree Corners East, Norcross, GA 30071, U.S.A.

1344 Fawcett Drive, Mississauga, Ontario L4W 1A4, Canada
 376 rue McArthur, St. Laurent, Québec H4T 1X8, Canada
 1620 W. 6th Avenue, Vancouver, B.C. V6L 1R3, Canada
 Room 208, 2/F, Eastern Center, 1065 King's Road, Hong Kong
 10, Tekon Gardens Crescent, Singapore 2260



AF-Z

A hi-tech compact autofocus 35mm camera with sophisticated features that ensure easy operation and superior results.

The Minolta AF-Z. The hi-tech compact autofocus camera anyone can use!


At last! A simple-to-use compact camera that takes great pictures! Introducing the Minolta AF-Z—the fully automatic camera that's so easy to operate, all you have to do is add film. The AF-Z's hi-tech features do the rest automatically, so you can enjoy all the fun and excitement of 35mm photography without worrying about the results. Because with the AF-Z, you can be sure the results will be perfect every time!

- Precise Autofocus
- Advanced Automatic Exposure System
- Total Freedom Film Operation
- Automatic Switchover Flash
- Continuous Sequence Shooting
- LCD Control Panel



Precise Autofocus and Advanced Automatic Exposure System

The AF-Z's precise autofocus and advanced automatic exposure system assure you of sharp, clear, properly-exposed photos under any lighting conditions, even in the dark!



The sleek and slim styling of Minolta high technology.

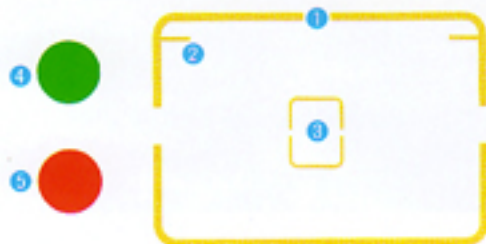
Styled for function as well as beauty, the AF-Z reflects the latest advances in hi-tech camera design. The sleek, flat, top surface incorporates a large, flush-mounted LCD panel that provides easy-to-understand indications for all camera operating modes. Also up top are soft-touch mode selector and shutter-release button that respond to the lightest touch. Around the side, a contoured rubberized handgrip lets you both hold and operate the AF-Z with a single hand. And the front cover slides open with a flick of a finger, and slides shut just as easily to protect the lens. The Minolta AF-Z. It's a whole new look—and feel—in hi-tech photography.

Precise Autofocus

Picture-perfect focusing, even in the dark!

The AF-Z's active infrared autofocus system means you'll never have to worry about out-of-focus shots again. Simply place your subject inside the autofocus zone and focusing will be perfect, even in the dark!

Viewfinder
The AF-Z's larger, brighter viewfinder and simple-to-use indicators make composing pictures quick and easy.



- 1 Normal-framing guide
- 2 Close-framing guides
- 3 Autofocus zone
- 4 Green LED (Focus signal, beyond flash range)
- 5 Red LED (Flash-wait signal)

Focus Hold with AE Lock

For those times when your main subject isn't in the center of the picture, just use the AF-Z's Focus Hold and the subject will be in sharp focus no matter where you put it in the picture. The proper auto-exposure setting for your subject is also "locked in" when using Focus Hold.




With the autofocus zone on the main subject, slightly press the shutter-release button

Recompose and press the button all the way down to take the picture

Continuous Sequence Shooting

Capture *all* the action as it happens!

Take a series of shots as the action happens with the AF-Z's continuous sequence shooting mode. Just press the mode selector until the continuous shooting indication is displayed and hold down the shutter-release button. It couldn't be simpler!



With conventional metering



With the AF-Z's subject-weighted metering

Advanced Automatic Exposure System

Proper exposures even in difficult lighting situations.

Auto Exposure with Subject-Weighted Metering

The Minolta AF-Z's completely automatic exposure system ensures that all exposures are clear and sharp in virtually every shooting situation. Its special subject-weighted metering system emphasizes the center of the viewfinder—right where you place the subject for focusing—thus assuring proper exposure of your subject regardless of picture composition or background lighting.

Automatic Switchover Flash

Your worries about when or where to use a flash are over!

In low-light conditions, the AF-Z automatically fires its built-in flash. Recycling time is amazingly fast—about 1.2 seconds with the DURACELL® lithium battery pack—and the shutter remains locked until the flash is ready to fire again, thus preventing under-exposed pictures. Day or night, indoors or out, the AF-Z lets you capture all those once-in-a-lifetime moments.



Instant Fill Flash

The AF-Z's instant fill flash lets you fill in the shadows on your subject in the shade under a tree, or when shooting a subject against a bright background.



Without instant fill flash



With instant fill flash

Simple LCD Indications

At-a-glance confirmation of all operating modes.

The AF-Z's large LCD panel makes it easy to select and confirm the camera's operating mode. Simple pushbutton operation and easy-to-understand symbols let you quickly set the camera for Normal, Self-Timer, Fill-Flash or Continuous Sequence shooting. The LCD panel also keeps you informed of the status of the film, from loading to rewinding, so you can shoot with complete confidence, knowing that the AF-Z is in the right mode.



Normal Mode

This is the shooting mode you'll use most often. The AF-Z is automatically set to the Normal mode when the front cover is opened.



Self-timer Mode

A ten-second shutter-release delay provides plenty of time for everyone to get into the picture.



Fill-Flash Mode

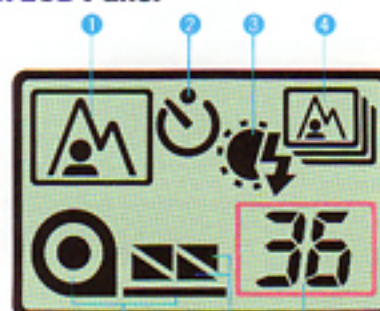
Select the Fill-Flash mode and the flash will automatically fire to fill in shadows on your subject against a bright background.



Continuous Shooting Mode

The AF-Z even lets you take fast sequences of pictures at the rate of one frame per second.

Symbols in LCD Panel



- 1 Normal mode
- 2 Self-timer mode
- 3 Fill-flash mode
- 4 Continuous shooting mode
- 5 Film loaded
- 6 Film winding/rewinding
- 7 Frame counter

Total Freedom Film Operation

Automatic film operation ends film problems forever!

The AF-Z ends film problems with completely automatic film operation. Just drop in a film cartridge and the AF-Z does the rest automatically, freeing you to concentrate on your pictures.

DX-Auto Film Speed Setting

Never again will you accidentally expose a roll of film at the wrong film speed setting—the AF-Z automatically sets the proper film speed for all DX-coded films between ISO 25 and ISO 1600!




ISO 1600

The AF-Z even accepts high-speed ISO 1600 film so you can freeze fast-moving subjects. You can also take beautiful pictures in light that would normally require flash, or extend the flash range to 16m (52 ft.).

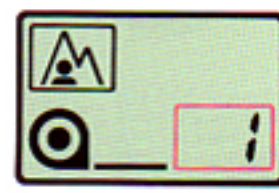
Total Freedom Film Transport

Simply slip in the film cartridge and close the film threader, and the AF-Z automatically threads the film leader right before your eyes! Close the back cover and the AF-Z automatically advances the film to the first frame. You're now ready to shoot!

After taking each picture, the AF-Z automatically advances the film to the next frame and the number in the LCD frame counter advances one digit. At the end of the roll, the AF-Z automatically rewinds the film, then stops rewinding to conserve battery power. No buttons to push, no levers to move—that's total freedom film operation!

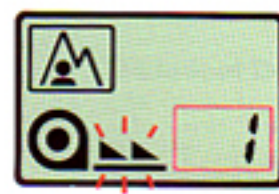


Visual Confirmation with the LCD Panel!



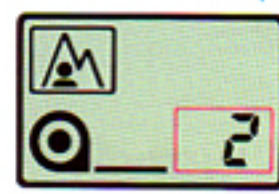
Auto Advance to the First Frame

A film cartridge and a film leader appear to indicate that film is loaded in the camera and the frame counter displays "1."




Auto Wind

Blinking arrows indicate the direction of film travel...




...and the frame number advances one digit.



Auto Rewind

Blinking arrows indicate that the film is being rewound and the frame number counts down.



Auto Rewind Stop

The film leader indication disappears and the panel displays "0."

Other Features



Dual Power System

With the AF-Z, you have a choice of using AAA batteries or a lithium battery pack. When using the DURACELL® lithium battery pack, the flash recycles as fast as 1.2 seconds—fast enough to capture even the most active child.



Self-Timer LED

During self-timer operation, a bright LED glows and then blinks just before the shutter releases.



Front Cover

When closed, the front cover locks the shutter to prevent accidental exposures, and protects the lens, viewfinder and autofocus windows from scratches, dust, etc.



Manual Rewind Switch

Lets you remove a partially-exposed roll of film from the camera.



Film Window

A small window on the camera back allows you to see whether film is loaded or not, in addition to providing you with a reminder of the type of film you are using.



Handgrip

A rubberized grip is built in to help keep the camera steady when taking pictures.



Strap and Case

A convenient shoulder strap is included for easy carrying. A fashionable soft case is optionally available.