

"MATCHBOX"®

COLLECTOR'S CATALOG U.S.A. EDITION 1969





No. CC 300
Collector's Case
Holds 48 Models
\$3.00

"MATCHBOX" COLLECTOR'S CASES

These handsome official cases are what every "MATCHBOX" owner needs for storage or travel. Special plastic lift-out trays protect your models. The plastic cases are scuff-resistant, with strong handles and nickel-plated snap locks. (Models not included).

Also available
No. CC 24
Mini Collector's Case
Holds 24 models
(not illustrated)
\$1.69

"Prices in this catalogue may be slightly higher west of the Rocky Mountains."



No. CC 572
De Luxe Collector's Case
Holds 72 Models
\$5.49



"MATCHBOX"

HOME DISPLAY



NEW
SNAP-LOCK
COVER
TONGUE AND
GROOVE
FEATURE
INTERLOCKS
CASES



These new cases hold five models and can be hung on the wall or stacked as they interlock. Convenient snap-in lid, made of sturdy crystal-clear plastic. An ideal way to care for and display your "MATCHBOX" Collection. No. HD "MATCHBOX" Home Display 49¢ ea.

"MATCHBOX" TRAFFIC GAME

A new, action-packed game, with choices, chances, and a traffic signal. Hours of fun for 2 to 4 players, two cars included. No. FB-5 "MATCHBOX" Traffic Game \$5.00



"MATCHBOX" MOTORWAY

Put action in your "MATCHBOX" collection with this great Motorway – special adaptors do the trick – fit any "MATCHBOX" model. Has 14 feet of track, two variable speed controllers, UL listed power pack. Complete with two cars for racing excitement and re-usable adaptors to run up to 10 models in traffic patterns.



No. MW-12
Motorway \$22.95



NEW! Extension Set for "MATCHBOX" Motorway

Make your Motorway No. 12 longer, speedier, trickier. Contains all parts needed to build sixteen different layouts, with over-six feet more of track. Includes bridge supports.

No. MWA-6 Extension Set \$7.00

Extra parts also available in individual packs.

"MATCHBOX"

SERIES No. 1-75
Regular Packs 55¢
Blister Packs
slightly higher

The terrific new
"MATCHBOX"
Steering system



Another "MATCHBOX" first! — "AUTOSTEER". This unique device, developed by the "MATCHBOX" Design team, turns the front wheels in either direction by simple pressure. Look for it on the latest "MATCHBOX" releases.




1 Mercedes Truck
3 ins. 76mm.

YES



2 Mercedes Trailer
3½ ins. 90mm.

YES



3 Mercedes Benz Binz Ambulance
2½ ins. 74mm.

YES



6 7 Ford Refuse Truck
3 ins. 76mm.

YES



8 Ford Mustang Fastback
2½ ins. 74mm.

YES



9 Boat and Trailer
3½ ins. 90mm.

YES



4 Stake Truck
2½ ins. 74mm.

YES



10 Pipe Truck
3 ins. 75mm.

YES



5 London Bus
2½ ins. 71mm.

YES



11 Jumbo Crane
3 ins. 76mm.

YES



6 Ford Pick-Up
2½ ins. 71mm.

YES



12 Safari Land-Rover
2½ ins. 70mm.

YES



13 Wreck Truck 3 ins. 76mm. YES



(available mid-1969)

18 Field Car 2½ ins. 67mm. YES



23 Trailer Caravan 3 ins. 76mm. YES



14 Iso Grifo 3 ins. 76mm. YES



19 Lotus Racing Car 2½ ins. 70mm. YES



24 Rolls-Royce Silver Shadow 3 ins. 76mm. YES




15 Volkswagen 1500
2½ ins. 74mm.

YES



(available mid-1969)



16 Case Bulldozer
2½ ins. 65mm.

YES



(available mid-1969)

17 Horse Box
2½ ins. 74mm.

YES



20 Taxi-cab
3 ins. 76mm.

YES



21 Foden Concrete Truck
3 ins. 76mm.

YES



22 Pontiac Grand Prix
3 ins. 76mm.

YES



25 Ford Cortina G.T.
2½ ins. 67mm.

YES



26 GMC Tipper Truck 2½ ins. 67mm.

YES

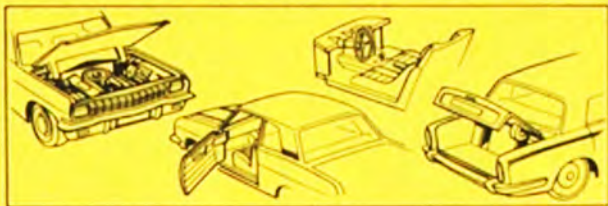


27 Mercedes 230 SL
2½ ins. 71mm.

YES

"MATCHBOX"

SERIES



28 Mack Dump Truck
2½ ins. 67mm

YES



29 Fire Pumper
3 ins. 76mm

YES



30 8-Wheel Crane
3 ins. 76mm

YES



34 Volkswagen Camper
2½ ins. 65mm

YES



35 Snow-Trac Tractor
2½ ins. 56mm

YES



36 Opel Diplomat
2½ ins. 70mm

YES



31 Lincoln Continental
3 ins. 76mm.

YES



32 Leyland Petrol Tanker
3 ins. 76mm.

YES



33 Lamborghini Miura
2½ ins. 70mm.

YES



37 Cattle Truck
2½ ins. 65mm.

YES



38 Honda Motorcycle with
Trailer
3 ins. 76mm.

YES



39 Ford Tractor
2½ ins. 54mm.

YES



40 Hay Trailer
3½ ins. 86mm.

YES



45 Ford Corsair with Boat
2½ ins. 67mm.

YES



NO



50 Kennel Truck 2½ ins. 70mm.

YES



41 Ford G.T.
2½ ins. 67mm.

YES



46 Mercedes 300SE
2½ ins. 73mm.

YES

(available
mid-1969)



51 8-Wheel Tipper 3 ins. 76mm.

YES





42 Studebaker
Station Wagon

3 ins. 76mm.

YES



43 Pony Trailer

2½ ins. 67mm.

YES



44 Refrigeration Truck

3 ins. 76mm.

YES



47 DAF tipper
Container Truck

3 ins. 76mm.

YES



48 Dumper Truck

3 ins. 76mm.

YES



49 Unimog

2½ ins. 62mm.

YES



52 BRM Racing Car

2½ ins. 70mm.

YES



53 Ford Zodiac MkIV

2½ ins. 70mm.

YES



54 Cadillac Ambulance

2½ ins. 73mm.

YES

"MATCHBOX" SERIES

SERIES

This book belongs to.....

Address

.....



55 Police Car
3 1/4 ins. 73mm.

YES



61 Alvis Stalwart
2 1/2 ins. 66mm.

YES



56 Fiat 1500
2 1/2 ins. 67mm.

YES



62 Mercury Cougar
3 ins. 76mm.

YES



57 Land-Rover Fire Truck
2 1/2 ins. 64mm.

YES



63 Dodge Crane Truck
3 ins. 76mm.

YES



58 DAF Girdler Truck
3 ins. 76mm.

YES



59 Fire Chief Car
2½ ins. 73mm.

YES



60 Truck with Site Office
2½ ins. 65mm.

YES



64 MG 1100
2½ ins. 66mm.

YES



65 Combine Harvester 3 ins. 76mm.

YES



66 Greyhound Bus
3 ins. 76mm.

YES



67 Volkswagen 1600 TL
2½ ins. 68mm.

YES



70 Grit Spreader
2½ ins. 67mm.

YES



73 Mercury Commuter
3¼ ins. 67mm.

YES



68 Mercedes Coach
2½ ins. 73mm.

YES



71 Ford Heavy Wreck Truck
3 ins. 76mm.

YES



74 Daimler Bus
3 ins. 76mm.

YES



69 Hatra Tractor Shovel
3¼ ins. 80mm.

YES



72 Standard Jeep
2½ ins. 61mm.

YES



75 Ferrari Berlinetta
2½ ins. 73mm.

YES



"MATCHBOX" Build A Road TM

Build your own highway with one of these three sets. Interlocking plastic pieces make a wide variety of layouts — parts include straight and curved road and curb, intersection, guard rails, traffic signs, lamp posts. Super and DeLuxe sets make bridges, too!



No. BR-1

Build-A-Road†

More than 50 pieces \$5.00

No. BR-2

Super Build-A-Road†

More than 90 pieces \$7.00

No. BR-3

DeLuxe Build-A-Road

More than 130 pieces \$9.00

ACCESSORY PACKS†

\$1.00 each

No. BR-11

(six pcs. 6 ins. straight track)

No. BR-12

(2 complete 4-way intersections)

No. BR-13

(10 pcs. 45° curved track)

No. BR-14

(bridge supports and railings)

† not illustrated



"MATCHBOX" POP-UP ROADWAYS

A great new idea from "MATCHBOX" – Pop-Up – Fold Away Roadways, realistically colored, three dimensional stand up cardboard cutouts which form Roadways, Building Sites and Farmyards. They offer endless hours of fun for you and your friends with all of your "MATCHBOX" models.

R-1 ROADWAY, incorporates an overpass, road signs and buildings. 35½ ins. x 23½ ins. 90 cms x 59 cms. **Price 65¢**

R-2 CONSTRUCTION SITE, New for 1969, with loading ramps, buildings and sandbanks. 35½ ins. x 23½ ins. 90 cms x 59 cms. **Price 65¢**

R-3 FARMYARD, with sheds, loading ramp, houses and hedges. 35½ ins. x 23½ ins. 90 cms x 59 cms. **Price 65¢**



R-2



R-3





"MATCHBOX"

**MG-1 SERVICE STATION
with forecourt**

Treat your "MATCHBOX" cars to the proper service with this wonderful plastic BP garage. Complete in every possible detail, compact and neatly styled after the modern garages of today. Adds extra play value to your "MATCHBOX" collection.

Available mid-1969

Price \$3

"MATCHBOX"



NEW "MATCHBOX"
**PICTURE
PUZZLES**

"MATCHBOX"



Start your collection now!

Now you can have colorful, tricky jigsaw puzzles of "MATCHBOX" models that later make up into beautiful pictures to hang on your wall! These aren't ordinary puzzles. These are specially designed inlay puzzles that have a self-adhesive backing so you can permanently mount them in their attractive frame. Make them and break them up again and again. To make a permanent picture to decorate your room, remove the protective backing and press into frame. Don't miss the first issue of the "MATCHBOX" jigsaw puzzles to be introduced this year. Each measures 5 ins. x 7 ins. with the model introduction date and a description plaque on the frame.

Price
39¢
each

(See page 1)



"MATCHBOX" King Size models are King Size value and King Size quality. They are packed full of working parts giving real action - trucks that tip, cranes that lift, doors that open, mixer drums that turn and wheels that

"MATCHBOX"

KING SIZE

steer with the unique "MATCHBOX" True Guide.

This super 1969 King Size range is the best yet with a terrific variety of vehicles, accurately detailed, full of action plus loads of exclusive "MATCHBOX" features.


The sensational "MATCHBOX" news of the year - more excitingly fabulous King Size cars!

K-1 Foden Tipper Truck
4½ ins. 108mm.
Price \$1.50

YES



K-2 Scammell Heavy Wreck Truck
4½ ins. 110mm. Price \$1.75



K-3 Hatra Tractor Shovel
6 ins. 150mm. Price \$2.00



K-4



K-6

Mercedes Benz Binz Ambulance 4 1/2 ins. 105mm. Price \$1.75

YES



K-7



YES

GMC Tractor with Hopper Train
with opening hopper-chutes
11½ ins. 286mm. Price \$2.50



YES

SD Refuse Truck
4½ ins. 117mm. Price \$2.00



K-5

Racing Car Transporter
Opening door and rising car-ramp
5 ins. 127mm. Price \$2.00

YES



K-8

Car Transporter
8½ ins. 209mm. Price \$2.25


YES



K-9 Combine Harvester
5½ ins. 140mm.
Rotating blades and movable
grain-chute Price \$2.00

YES


"MATCHBOX"
KING SIZE



K-11 Fordson Tractor and
Farm Trailer
6½ ins. 158mm. Price \$1.50

YES

J



K-10 Pipe Truck with six interlocking pipes
8 ins. 203mm. Price \$2.25

YES



K-12 Heavy Breakdown Wreck Truck
4½ ins. 121mm. Price \$1.50

YES



K-13 Ready-Mix Concrete Truck
4½ ins. 114mm. Price \$1.75

YES



K-14 Jumbo Crane
5½ ins. 125mm. Price \$1.50

YES




K-15 Merryweather Fire Engine
6½ ins. 154mm. Price \$2.00

YES




K-16 Dodge Tractor with Twin Tippers
 11½ ins. 302mm. Price \$3.50

YES



K-17 Low-Loader with Bulldozer
 9½ ins. 242mm. Price \$3.50

YES



"MATCHBOX"

KING SIZE

K-18

Articulated Horse Box
6½ ins. 167mm. Price \$2.50

YES



K-19

Scammel Tipper Truck
4¾ ins. 121mm. Price \$1.75

YES





Tractor Transporter

K-20 Complete with three detailed tractors
9 ins. 228mm. Price \$3.50

YES

'MATCHBOX'

KING SIZE

CARS

The beautiful Cougar is the first of the new fabulous King Size cars, and now there is the exciting Dodge Charger plus two more terrific action packed models . . . The low, sleek Mercury Commuter and the superb Lamborghini Miura.



K-21 Mercury Cougar
4½ ins. 105mm. Price \$1.50

YES



K-23 Mercury Police Car
(available mid-1969)
4½ ins. 111mm.
(Price to be advised)

YES





Dodge Charger

(available mid-1969)

K-22

4½ ins. 115mm.

(Price to be advised)

YES



**TRUE GUIDE
STEERING**



TRUE GUIDE

STEERING



Lamborghini Miura


(available mid-1969)

K-24

4 ins. 102mm.

(Price to be advised)

YES



SUSPENSION



OPENING DOORS



"MATCHBOX"

Y-1 1911 MODEL T FORD

From 1909 until 1927, 15,000,000 Model T Fords were built with no basic engineering changes. These cars were inexpensive, simple, rugged, agile and durable. They could go anywhere. This miniature represents the colourful early "Brass Radiator" model.

3 ins. 76mm.

YES

All Yesteryear Standard Packs \$1.50
All Blister Packs slightly more

Y-2 1911 RENAULT 2-SEATER

This model has a twin cylinder side-valve engine rated at 8 h.p. Today, gasoline consumption on this 58-year-old car averages 37 m.p.g., maximum speed is 40 m.p.h., and the car has averaged 24.7 m.p.h. over a journey of 200 miles, across England.

3 ins. 76mm.

YES



"Models of Yesteryear"

Y-4 1909 OPEL COUPE

Introduced as the Opel "Doctor's Car", this 2-seater Coupe was originally intended as reliable transport for country physicians but soon found favour with other early motorists as well. Selling for 3950 German marks, the car featured high-pressure tires on detachable steel rims and its four-cylinder 1029 c.c. engine enabled it to reach 34 m.p.h.

3 $\frac{1}{8}$ ins. 79mm.

YES



Y-3 1910 BENZ LIMOUSINE

For a 4-cylinder car of 4950 c.c. this was an advanced machine in its day and could comfortably cruise at almost sixty miles per hour. This "Model of Yesteryear" has been reproduced from the actual machine in the famous Daimler-Benz Museum at Stuttgart in Germany.

3 $\frac{1}{4}$ ins. 83mm.

YES

Y-5 1907 PEUGEOT

First built in 1906, the Peugeot had a 12/16 horsepower, 4-cylinder engine cast in pairs, maximum speed - 34 m.p.h. The power was transmitted by chain to the driving wheels. Notable features of this Peugeot were the Traffault shock-absorbers, using rubber for the first time which was both efficient and reliable.

3½ ins. 89mm.

YES



"MATCHBOX"

Y-6 1913 CADILLAC

Originally known as the "Standard of the World" the Cadillac is still the Americans' prestige car.

Powered by a so-called "silent engine" this model had 4-cylinders with a total capacity of 6000 c.c. The car also had dual ignition and what was then the novel feature of a self-starter.

3½ ins. 87mm.

YES



Y-8 1914 SUNBEAM WITH MILFORD SIDECAR

Introduced in 1913, this passenger combination had a 770 c.c. side-valve Vee-twin engine and three-speed gearbox. The powerful engine, coupled with chain-drive, enabled it to tackle any hill with ease, even when loaded, and to gain awards in the principal trials of the day.

2 $\frac{1}{2}$ ins. 67mm.

YES

Models of Yesteryear™

Y-7 1912 ROLLS-ROYCE

The 6-cylinder, 7046 c.c. engine was so quiet it was likened to a silent sewing machine, and so smooth a penny could be balanced on the radiator. It could travel at 60 m.p.h. and used a gallon of gasoline every 20 miles.

3 $\frac{1}{4}$ ins. 96mm.

YES





"MATCHBOX"

Y-9 1912 SIMPLEX

Built in New York, Simplex Cars were among the finest made in America in their day.

This is the Model 58 fitted with a Holbrook toy tonneau body and a $5\frac{3}{4}$ -inch bore and stroke engine. The car is on display at the Long Island Automotive Museum, Southampton, New York, U.S.A. $3\frac{3}{4}$ ins. 96mm.

YES

Y-10 1928 MERCEDES BENZ 36/220

The 1928 7100 c.c. 36/220, developed from the 1927 type S, enjoyed considerable success in competitions, handled by leading drivers of the day. The Mercedes were large, heavy and always impressive with their screaming superchargers, brought into operation only by full throttle.

$3\frac{3}{4}$ ins. 96mm.

YES



Models of Yesteryear

Y-11 1912 PACKARD LANDAULET

The American four-cylinder Packard was one of the finest automobiles of its period. This particular model was purchased and restored by Henry Austin Clark, Jr., and is now at his Long Island Automotive Museum in Southampton, New York.
3 1/4 ins. 82mm.

YES



Y-12 1909 THOMAS FLYABOUT

Claimed by its manufacturers to be the most complete, luxurious and fastest production car made at the time, the Thomas "K" 6-70 was often referred to as "the world's most perfect car". This particular model has been superbly restored by Harrah's Automobile Collection, Reno, Nevada in the U.S.A., where it is now on display.
4 ins. 102mm.

YES

Y-13 1911 DAIMLER

This was the smallest of the famous sleeve-valve engined Daimlers and was made only in 1911, known as the type A12, with an engine of 1700 c.c., this car had the unusual feature of Rudge-Whitworth wire wheels as standard equipment.

3 $\frac{3}{8}$ ins. 85mm.

YES



“MATCHBOX”

Y-14 1911 MAXWELL ROADSTER

This Model GA Maxwell is one of the antique automobiles in the collection of Henry Austin Clark, Jr., of Long Island, New York. It sold for 1400 dollars in 1911 and was described by the manufacturers, the Maxwell-Briscoe Motor Co., as the “Classiest, snappiest, most comfortable two-passenger roadster built”.

3 $\frac{1}{2}$ ins. 82mm.

YES



Y-16 1904 SPYKER

This Dutch car will, of course, be familiar to those millions of movie-goers who saw it compete against the Darracq called "Genevieve". It has a four-cylinder, 2456 c.c. engine, and the price in England in 1904 was £460.
3½ ins. 83mm.

YES

"Models of Yesteryear"

Y-15 ROLLS-ROYCE SILVER GHOST

This car is the original Silver Ghost, built in 1906, which to date has completed well over 400,000 miles and is still in excellent running order. In May 1907 this car was driven a distance of over 400 miles, entirely in top gear. Shortly afterwards, it covered 14,371 miles non-stop.
3½ ins. 83mm.

YES





Gift Sets

The "MATCHBOX" people have put all the new and favourite models into these exciting gift sets. Presented in bright, full-colour see-through packs to enable you to study the contents of each box.

G-1 Service Station Set	\$5.00
G-2 Transporter Set	\$5.00
G-3 Farm Set	\$4.50
G-4 Race 'n' Rally Set	\$5.50
G-5 Famous Cars of Yesteryear Set	\$6.00
G-6 Truck Set	\$4.50





HISTORY OF THE WHEEL



The invention of the wheel was first made in the New Stone Age. From time immemorial, man had transported heavy loads on rollers made of logs of wood. Many years passed before he made transportation easier by cutting the logs into circular sections, joining them to a crudely formed axle secured to a sledge. The series of drawings show how the wheel may have developed from the log. The Egyptian Chariot of 1400 B.C. and the Roman Ox-cart illustrate its versatility. During the 16th Century, carriages of various styles and designs were in use. Journeys were usually speedy though uncomfortable due to the




bad road surfaces and lack of suspension. The picture shows a typical stage coach of 1825.

The trade of a Wheelwright demanded a high degree of skill, using materials of wood, metal and leather.

In the 19th Century two discoveries changed the form of transportation.




The first petrol driven car was invented in 1855, and the pneumatic tyre was invented in 1888 by J. B. Dunlop. At last, the horseless carriage had arrived! The illustration shows a 1912 Rolls Royce, a model of which is available in the "MATCHBOX" "Models of Yesteryear" Series.



MODERN WHEELS

The wheels of today are as varied as the goods which they carry. The impressive Dodge Tractor with twin tippers has 26 wheels! The Case Bulldozer travels easily across sand on tracks driven by wheels. Reproductions of each of these interesting vehicles are in the current "MATCHBOX" range. The racing car has wheels of a different type, light yet very strong and made of manganese steel. Even car engines contain specialized wheels in the form of gears, cogs and pulleys, etc. The wheel certainly has developed over the ages, but strangely enough, the shape still remains - ROUND!





Choose a gift for any occasion. from this distinctive range of cigarette boxes, ashtrays, pipeholders and penstands. Featuring models of veteran and vintage cars plated in gold or silver finish. Each beautifully presented in full-color packs.

Prices from \$4.00

LESNEY VETERAN CAR GIFTS




STAINLESS
STEEL
TRAY



UTILITY
BOX



PIPE TRAY



FRED BRONNER CORPORATION



120 EAST 23RD STREET NEW YORK, N. Y. 10010
ALgonquin 4-0505

A DIVISION OF LESNEY PRODUCTS & CO. LTD.

T. M. "MATCHBOX" owned by Lesney
Products & Co. Ltd., manufacturers of
"MATCHBOX" models, Lee Conservancy Rd.,
London, E. 9.

Copyright © Lesney Products & Co. Ltd.
(1969). All rights reserved.

Printed in England, Web Offset by
Petty and Sons Limited, Leeds.

*"Prices in this Catalog may be slightly
higher west of the Rocky Mountains."*

